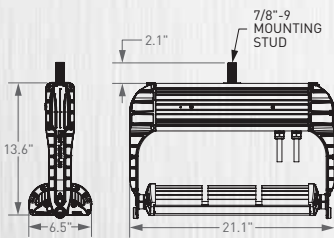


COMMERCIAL/INDUSTRIAL

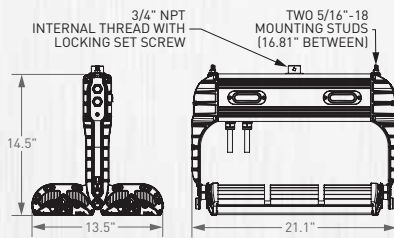
# VISIUM SERIES



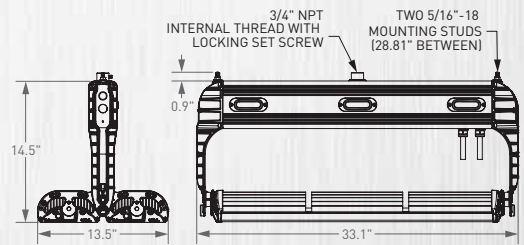
## MOUNTING OPTIONS & DIMENSIONS (Weights shown may vary with mounting options)



**VISIUM 150/190**  
With Center Stud [CS] Mount.  
Weight: 18lbs



**VISIUM 300**  
With Multi-Mount [M].  
Weight: 31lbs



**VISIUM 600**  
With Multi-Mount [M].  
Weight: 47lbs

LIGHTING SOLUTIONS THAT OUTSHINE ALL OTHERS. 

▶ 315.579.2873 ▶ [EphesusLighting.com](http://EphesusLighting.com)

# VISIUM SERIES


Designed to go where no light has gone before, the dimmable <sup>1</sup> Visium Series offers the height of flexibility, capable of taking on the most challenging lighting conditions such as high ceilings, narrow aisle ways, extreme temperatures and humid pool environments with ease. There's no such thing as a hard-to-reach place with this solution.

	VISIUM 150	VISIUM 190	VISIUM 300	VISIUM 600
Lumen Output <sup>2</sup>	15,424	18,180	32,674	61,696
System Watts	149	183	297	595
Efficacy	104	99	110	104
Input Voltage	VL:120-277VAC VH: 277-480VAC <sup>3</sup>	VL:120-277VAC VH: 277-480VAC <sup>3</sup>	VL:120-277VAC VH: 277-480VAC <sup>3</sup>	VL:120-277VAC VH: 277-480VAC <sup>3</sup>
Power Factor	>0.91	>0.94	>0.94	>0.94
CRI	>70	>70	>70	>70
CCT	5600K	5600K	5600K	5600K
EPA (aimed down) <sup>4</sup>	0.86 ft <sup>2</sup>	0.86 ft <sup>2</sup>	1.79 ft <sup>2</sup>	2.86 ft <sup>2</sup>
EPA (aimed flat vertically) <sup>4</sup>	1.74 ft <sup>2</sup>	1.74 ft <sup>2</sup>	2.67 ft <sup>2</sup>	4.15 ft <sup>2</sup>
Operating Temp	-40°C to 65°C	-40°C to 65°C	-40°C to 65°C	-40°C to 65°C
L70 Hours	>225,000	>225,000	>225,000	>225,000
IP Rating	IP66	IP66	IP66	IP66

## ILLUMINATION TABLES <sup>5</sup>

VISIUM 150 - Illumination at a Distance (FC)						VISIUM 190 - Illumination at a Distance (FC)						VISIUM 300 - Illumination at a Distance (FC)						VISIUM 600 - Illumination at a Distance (FC)					
Height	5	5N	5W	5EL	5EW	Height	5	5N	5W	5EL	5EW	Height	5	5N	5W	5EL	5EW	Height	5	5N	5W	5EL	5EW
20 FT	13	210	100	80	48	20 FT	16	256	123	97	58	20 FT	26	420	201	159	95	30 FT	24	374	178	142	84
30 FT	6	94	45	36	21	30 FT	7	114	54	43	26	30 FT	12	187	89	71	42	40 FT	14	210	100	80	48
40 FT	4	53	25	20	12	40 FT	4	64	31	24	15	40 FT	7	105	50	40	24	50 FT	8	134	64	50	30
50 FT	2	34	16	13	8	50 FT	2	41	20	15	9	50 FT	4	67	32	25	15	60 FT	6	94	44	36	22
60 FT	2	24	11	9	6	60 FT	2	29	13	11	7	60 FT	3	47	22	18	11	80 FT	3	52	26	20	12
70 FT	1	17	8	7	4	70 FT	1	21	10	8	5	80 FT	2	26	13	10	6	100 FT	2	35	16	12	8
												100 FT	1	17	8	6	4	120 FT	1	23	11	9	5

## STANDARD PRODUCTS, OPTIONS AND ORDERING LOGIC

Model	Product Code	Mounting	STANDARD PRODUCT								
			Leds	Drive Current	Optics/Photometry	Voltage	CCT	Cabling	Accessories	Lens Material	
Visium 150	VI	M	64	750	5	VL	56	N06	N	G	
Visium 190	VI	M	64	900	5	VL	56	N06	N	G	
Visium 300	VI	M	128	750	5	VL	56	N06	N	G	
Visium 600	VI	M	256	750	5	VL	56	N06	N	G	
	VI						56		N	G	
Available Options		M (Multi-Mount) CS (Center Stud) CS2 (Extended Center-Stud)	64 128 256	750 900	5 5N 5W 5EL 5EW	VL VH <sup>3</sup>	56	N (No plug, ##=Cable length in feet)	N (None) ND (No Dimming)	G (Glass) S (Solite)	

- Notes:
- <sup>1</sup> 0-10 volt dimming is a standard feature on all models unless otherwise specified.
  - <sup>2</sup> The specifications listed were obtained under optimal testing conditions. Changes in options, features and conditions may result in slightly different performance specifications among fixtures.
  - <sup>3</sup> VL: 120-430VDC VH: 350-600VDC
  - <sup>4</sup> If aiming orientation is uncertain, design with "worst case" value. Contact Ephesus for more information.
  - <sup>5</sup> Data based on a single luminaire at height shown.

LIGHTING SOLUTIONS THAT OUTSHINE ALL OTHERS. 

► 315.579.2873 ► EphesusLighting.com



Representante  
 Bosque de Duraznos #69 - Torre B 1107-A  
 Col. Bosques de las Lomas, México DF. 11700  
 Tel: +52 55 5251 2008  
 ventas@bhpenery.mx / www.bhpenery.mx  
 © 2015 BHP Energy México Todos Los Derechos Reservados

